



S310

**Installation overview
and components**

**Worldwide only 300m target
with ISSF approval phase 1, 2 and 3**

**Basic configuration of the target
for big bore rifles
(ISSF 300m)**

SIUS AG

Im Langhag 1 | CH-8307 Effretikon | Switzerland
Phone +41 52 354 60 60 | Fax +41 52 354 60 66
www.sius.com | admin@sius.com





Standard configuration

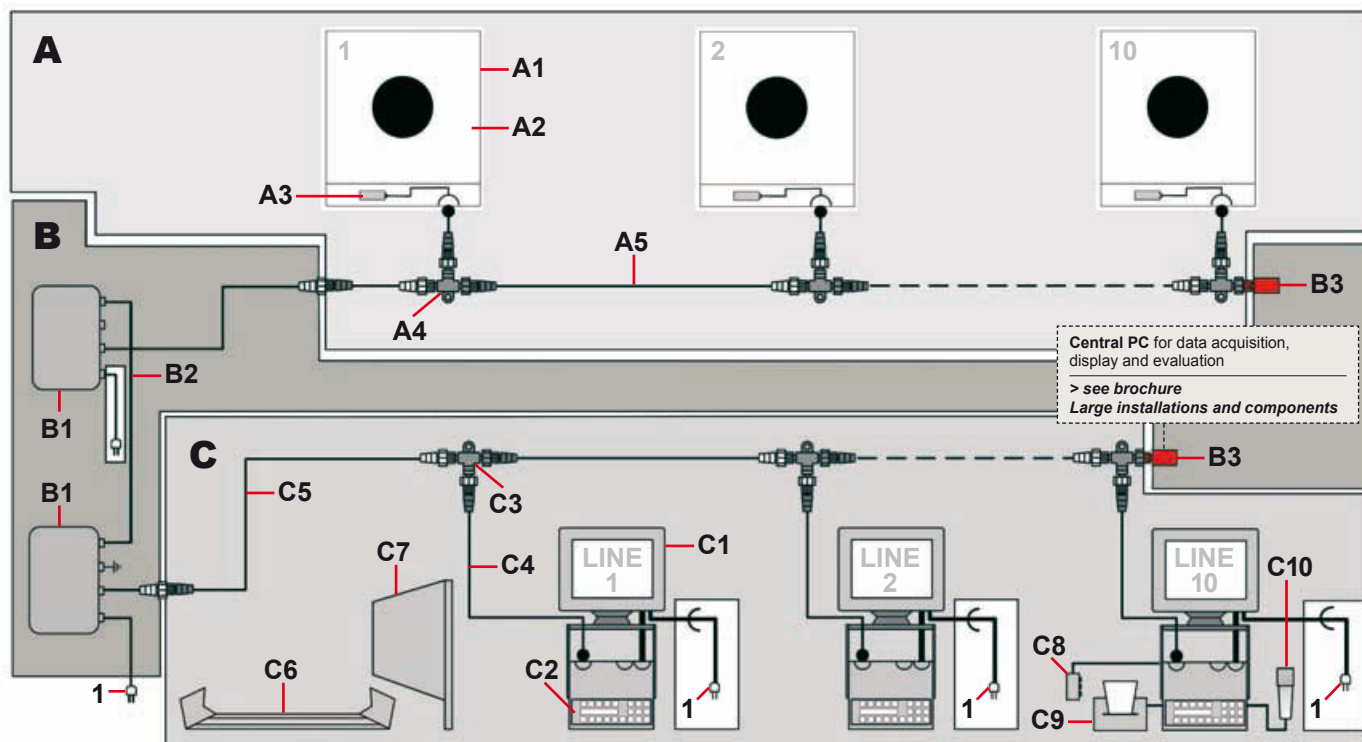
Target S310 with basic equipment SA941.



Big bore rifle installation 300m

Installation overview S310

The installation is divided into 3 article groups: article group target line (A), article group for cables and power supply (B) and article group firing line (C). The article group for cables and power supply (B) is designed for 10 lines at the most. In addition, power supply cables are required (connection cable: device to country specific plug) (Pos. 1).



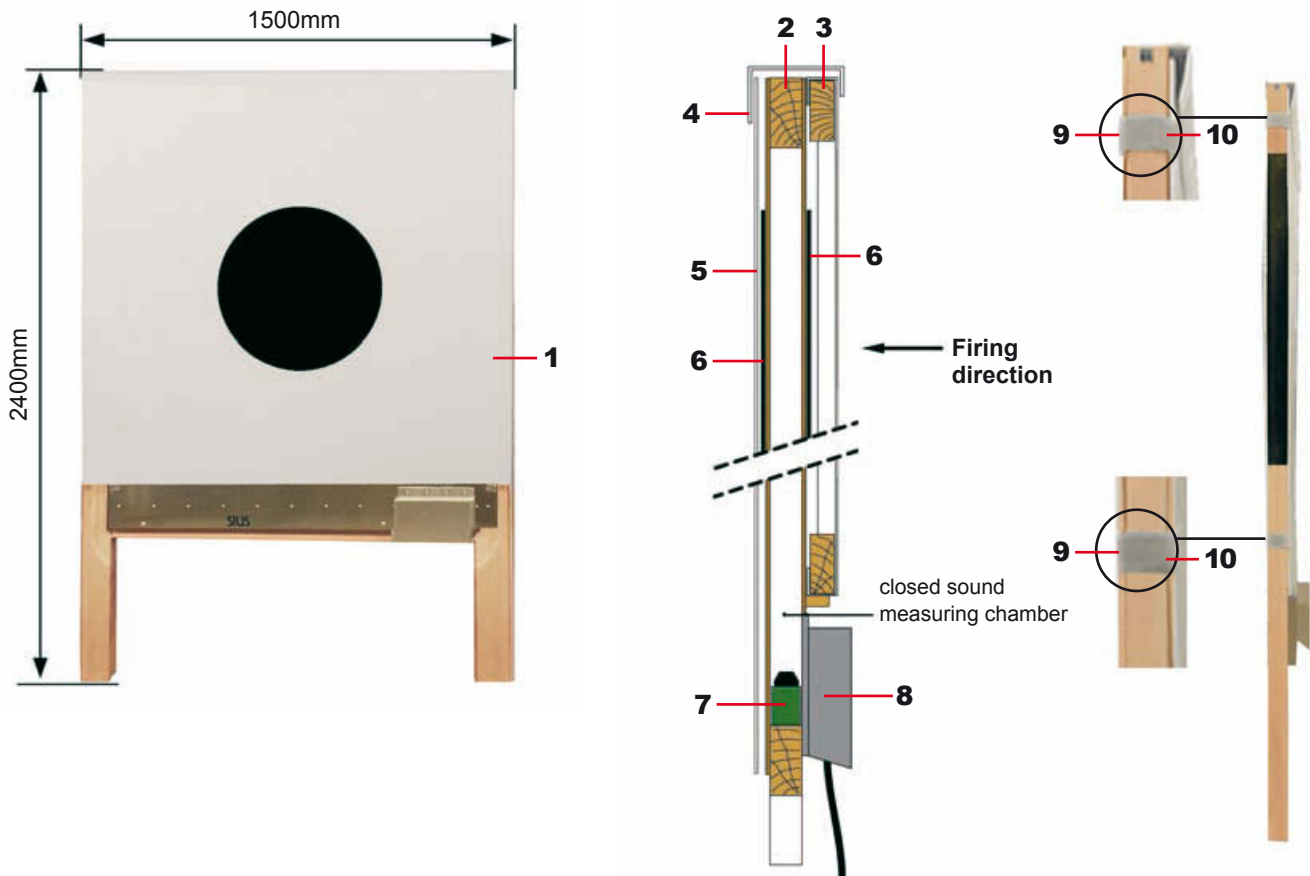
Pos.	Article no.	Pcs.	Description
A Article group target line			
A1	S310-LONM0	1	Main target S310, longitudinal leg (without LME)
A2	S150A	1	A front frame S310 with bulls eye Ø 60cm
A3	LMEB001V3	1	Print LON measurement electronics S310
A4	KL001-T	1	T-Adapter fem/fem/male LTW IP67
A5	KL001-2.0	1	Cable LTW male-female 2.0m
B Article group cables and power supply			
B1	NT209V3	2	Power supply for 10 lines 225W with LTW 230V
B2	KV021-330	1	Cable firing point – target 330m (for 300m installation)
B3	KL001-R	2	Terminating resistor, red, male LTW IP67
C Article group firing point			
C1	M941	1	Monitor TFT 10.4" (26cm)
C2	CU941-ISSF	1	Control unit, with software for ISSF competitions (ISSF- approval phase 1, 2 and 3)
C3	KL001-T	1	T-Adapter fem/fem/male LTW IP67
C4	KL003-2.0	1	Cable LTW male-RJ45 2.0m
C5	KL001-2.0	1	Cable LTW male-fem 2.0m
C6	C88RV1	1	Shot sensor for big bore rifles (option) > page 6
C7	UEM88	1	Crosstalk separator 110x90x4cm (option); all variants > page 7
C8	RC941	1	Remote control RC941 (option)
C9	D112-N	1	Thermal printer incl. power supply (option)
C10	AAG133	1	Barcode scanner (option)
1	Reference		Country-specific power supply cable > page 11

Target 300m for big bore rifle S310

The target S310 is designed for distances of 300 to 600m for big bore rifles. The measurement system for this target is fixed at the bottom in the protected region. This ensures a high degree of operating safety and prolongs the life of the system.

CAUTION

The LON measurement electronics and the front frame must be ordered separately.



11



12



13



14

Pos.	Article no.	Description
Target S310		
1	S310-LONM0	Main target S310, longitudinal leg with LON measurement bar, without print LON measurement electronics and front frame Size (BxHxT): 1500x2400x115mm, weight: 41 kg, Consumption: 7.6 W, detection surface: 1330x1500mm.
Accessory and spare parts		
2	S310D001	Main target S310 without LON measurement bar, without print LON measurement electronics and front frame
3	Reference	Various front frames and target front masks (see following pages)
4	S150HA006	Rubber profile rain protection
5	S150AA033	Backing target
6	S150HA008	Endless rubber strip The endless rubber band is pulled up if required, e.g. when the centre is shot out in a way that the target covering can no longer form a closed chamber.
7	MS150-LON-R1V1	LON measurement bar 1,33m
8	LMEB001V3	Print LON measurement electronics for S310 (see below)
9	AMA021/9	Fixed velour fleece strip, 9cm, main frame
10	AMA023/16	Fixed velour bubble type strip, 16cm, front frame
Repair material for target covering Larger holes in the target covering arise from ricochets for example. They can cause incorrect measurements and must therefore be closed up. Repair material is available for this purpose.		
11	URE200ACT	Acetone 200 ml
12	URE-ELIX-CLEAN	Cleaning cloth
13	UK20CA15G	Special glue CA15G 20g
14	USX10QF	Ricochet repair patch (set of 10)

LON measurement electronics for S310

The LON measurement electronics evaluates the signals transmitted by the microphone and sends the information over the LON network to the control unit CU941. The measurement electronics are inserted in the lower area of the target.




Pos.	Artikel-Nr.	Bezeichnung
LON-Messelektronik für S310		
8	LMEB001V3	Print LON measurement electronics S310 for big bore rifles (ISSF)

Shot sensor for big bore rifles

The shot sensor differentiates the shots of the shooter's lane from shots from other lanes (cross shots, target errors). The corresponding display is shown on the monitor.

The shot sensor can only be used for big bore rifles with muzzle flash. It is plugged directly into the control unit CU941 or, for separate setting up of the monitor and control unit, into multiple connector MD921.

The **distance between weapon muzzle and sensors is especially important** to ensure the best performance of the shot sensor (see photo below). Sensors should not be exposed to direct or intense sunlight.



Pos.	Article no.	Description
		Shot sensor for big bore rifles
1	C88RV1	Shot sensor, cable on right side, D-sub plug Size (BxHxT): 905x190x150mm, weight: 3.2 kg

Crosstalk separators for the shot sensor

We recommend the installation of crosstalk separators between the individual lanes for firing points equipped with shot sensors. These prevent the acoustic and optical triggering of shots onto neighbouring lanes.

Three different sizes of crosstalk separators are available.

The big **ground plate** (Pos. 4) should be used for fixing the large separator (Pos. 1.3). For the other separators all plates can be used.



Example of use

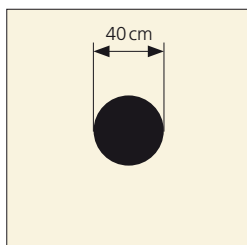


Pos.	Article no.	Description
Crosstalk separators for the shot sensor		
1.1	UES88	Crosstalk separator Size (WxHxD): 77x50x2cm, weight: 1.55 kg
1.2	UES88V1	Crosstalk separator Size (WxHxD): 85x50x2cm, weight: 1.7 kg
2	UEWH88	Wallmounting plate for crosstalk separator
3	UEBH88	Small ground plate for crosstalk separator
4	UEHH88A001	Big ground plate for crosstalk separators
5	UES88A007	Connection bracket for crosstalk panels

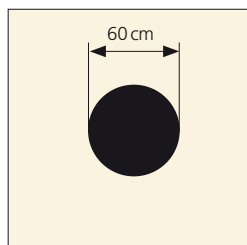
Front frame with circular target pictures (A targets)

For circular target pictures (A targets), front frames are used which are covered with a target skin (top foil). These front frames are mounted on the main target with Velcro fastener.

1 Front frame
bulls eye Ø 40cm



2 Front frame
bulls eye Ø 60cm

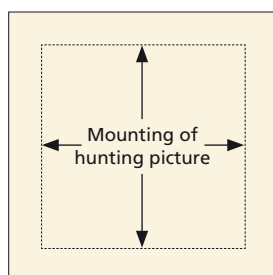


Pos.	Article no.	Description
Front frames with circular target pictures		
1	S150A/40	Front frame S150, bulls eye Ø 40cm
2	S150A	Front frame S150, bulls eye Ø 60cm

Target front masks with hunting pictures

The hunting targets are mounted on the target S310 with the aid of an adaptor plate S150AA034. Only the elk target (Pos. 8) is mounted directly on the main frame without adaptor plate.

1 Adaptor plate empty



2 Chamois DJV4




3 Roebuck DJV1




4 Fox DJV3




5 Wild boar DJV5




6 Reindeer DV-1, Norway



7 Calibrating target



8 Elk DV-21, Norway




Pos.	Article no.	Description
Target front masks with hunting pictures		
1	S150AA034	Adaptor plate empty S310 for hunting targets
2	S100AA007V1	Target front mask, chamois DJV4, with ring divisions
3	S100AA008V1	Target front mask, roebuck DJV1, with ring divisions
4	S100AA009V1	Target front mask, fox, DJV3, with ring divisions
5	S100AA010V1	Target front mask, wild boar left DJV5, with ring divisions
6	S100AA012	Target front mask, Reindeer DV-1, Norway
7	S100AA016	Calibrating target for telescopic sight
8	S100AA013	Target front mask, elk DV-21, Norway

Consumable and replacement supplies for target front masks

Worn-out target centers are covered with center patches. Center patches with ring divisions are used for DJV hunting pictures. The circular center patches Ø 20 cm, 24 cm, 40 cm and 60 cm are used for repairing target centers of the A targets and the black hunting target pictures without ring division (elk DV-21, reindeer DV-1).

Examples of use:



Calibrating patches on top foil 30x30cm are available to repair strongly worn-out calibrating targets..




Pos.	Article no.	Description
Consumable and replacement supplies for target front masks		
1	S150JVFA005	Center patch, fox, with ring divisions, 30x30cm
2	S150JVBA007	Center patch, roebuck, with ring divisions, 30x30cm
3	S150JVKA011	Center patch, wild boar left, with ring divisions, contoured
4	S150JVGA007	Center patch, chamois, with ring divisions, 30x30cm
5	S150AA015	Center patch, PVC, Ø 20 cm
6	S150AA008	Center patch, PVC, Ø 40 cm
7	S150AA009	Center patch, PVC, Ø 60 cm
8	S150JVZA001	Calibrating patch on top foil, Ø 20 cm, 30x30cm
9	UKO.5PVC	Top foil glue 0,5 kg
10	UK1PVC	Top foil glue 1 kg



Swiss federal shooting competition, Thun 1995



Swiss federal shooting competition, Aarau 2010



Swiss federal shooting competition, Aarau 2010

Country specific power supply cables

The connection between device and socket is achieved with the use of country specific power supply cables. This is provided with the device coupling on one side and with a country specific plug on the other side.



Pos.	Artikel-Nr.	Bezeichnung
1	AA101	Power supply cable with GB plug, 2m
2	AA102	Power supply cable with USA plug, 2m
3	AA109	Power supply cable with CH plug, 2m
4	AA110	Power supply cable with Euro plug, 2m
5	AA126	Power supply cable with AUS plug, 2m



SIUS AG, Im Langhag 1, CH-8307 Effretikon / Switzerland

Phone ++41 52 354 60 60, Fax ++41 52 354 60 66, www.sius.com, info@sius.com

EUROPE

Austria

Fröwis KEG Schiessstandtechnik
Vorstadt 3, **6800 Feldkirch**
Phone ++43 5522 72459
Fax ++43 5522 75087
www.froewis.co.at
froewis@froewis.co.at

Belgium

Micotec, M. Michel Hannick
198, Rue Henri Maus, **4000 Liège**
Phone ++32 4 253 33 98
Fax ++32 4 252 87 33
info@micotec.be

Croatia

RS Sport, Mr. Roman Spirelja
Stubicka ulica 74, **10000 Zagreb**
Phone ++385 1 5634 535
Fax ++385 1 3648 898
roman.spirelja@sius.com

Cyprus

Lapsi Technology Ltd.
P.O. Box 2198, **Nicosia**
Phone ++357 275 12 64
or ++357 275 12 68
Fax ++357 275 12 67

Denmark

SIUS Danmark, Finn Danielsen
Nattergalevej 11, **8210 Århus**
Phone ++45 86 10 57 62
or ++45 22 90 71 62
www.sius.dk, info@sius.dk

France

S3M Shooting Sport Service
M. Christian Dandrey
1, Rue Jean Becquerel
77300 Fontainebleau
Phone ++33 1 64 22 35 29
Fax ++33 1 64 22 16 45
Mobile ++33 6 85 56 48 13
christian.dandrey@wanadoo.fr

Germany

Johannsen Schiessstandtechnik GmbH
Im Tiefenbach 3, **35088 Battenberg**
Phone ++49 6452 933 20
Fax ++49 6452 933 21 63
www.johannsen.de, info@johannsen.de

Italy

Aspeco S.R.L.
Via Guiseppe Sacconi 19
Pal. E – Scala A, **00196 Roma**
Phone ++39 06 32 43 210
Fax ++39 06 32 11 08 26
Mobile ++39 348 410 37 83

Netherlands

Nedinsco BV
Jan van Riebeeckweg 5, **5928 LG Venlo**
P.O. Box 40, **5900 AA Venlo**
Phone ++31 77 355 8777
Fax ++31 77 351 8787
www.nedinsco.com

Norway

El-Score, Mr. Ottar Dalset
Romsdalsveien 6, **6300 Åndalsnes**
Phone ++47 911 29 200
or ++47 712 23 918
dalset-o@online.no

Portugal

Siatron Electrónica Profissional Lda
Rua Júlio Dinis, 6–7° esq
2685-215 Portela
Phone ++351 21 943 0454
Fax ++351 21 943 1945
www.tradesegur.com
siatron@mail.telepac.pt

EUROPE

Spain

Tradesegur S.A.
C/ La Granja, 30
Pol. Ind. Alcobendas, **28014 Madrid**
Phone ++34 91 360 51 23
Fax ++34 91 523 12 27
www.tradesegur.com
comercial@tradesegur.com

Sweden

SIUS Miatron AB
Målbyvägen 26, **722 33 Västerås**
Phone ++46 21 600 13
Fax ++46 21 600 13
Mobile ++46 70 565 00 02
www.sius.se
kjell.pettersson@miatron.se

Turkey

ALA International, Mr. Ata Alper
Turgutlu Sokak 48/2, **06570 Gop Ankara**
Phone ++90 312 446 88 95
Fax ++90 312 446 79 71
www.alainter.com, ataalper@alainter.com

MIDDLE EAST

Egypt

City Trade Service, Mr. Sherif Mohsen
86 Gusir El Suez St., Heliopolis
11331 Kairo
Phone ++20 2 258 52 41
Fax ++20 2 256 27 41

United Arab Emirates

Mr. Joseph Robehmed
P.O. Box 41007, Villa 207/Street No. 28
Abu Dhabi
Phone ++971 4 394 8464
Fax ++971 4 394 6322
Mobile ++971 5 0622 9488

ASIA

Bangladesh

Vision Trade International
Mr. Asif Hossain
Modern Mansion (4th floor)
53, Motijheel CA, **1000 Dhaka**
Phone ++880 2 956 10 81
Fax ++880 2 956 52 89
vision@agni.com

China

Beijing Holy Brother Commercial Co. Ltd.
Mr. Jian Xue Hua
Room 1707 Sohu, 88 Jianguo Road
Chaoyang District, **Beijing 100022**
Phone ++86 10 8589 8677
Fax ++86 10 6551 2052

India

Tremendous Shooting Industries
Mr. Kamal Sain
Mandi Chowk, Ganesh Street
Moradabad 244001
Phone ++91 999 779 81 77
tremendousshooting.com
info@tremendousshooting.com

Indonesia

PT Antelope Business Indonesia
c/p Ms. Yuniarti Ilyas Senayan
Shooting Range 1st Floor
Gelora Bung Kamo Sport Complex
Jakarta 10270
Phone ++62 811 818 755
www.antelopebiz.com
sales@antelopebiz.com

ASIA

Japan

Japan Beam Co., Ltd., Mr. A. Kuroiwa
Level 28, Shinagawa Intercity Tower A
2-15-1, Konan, Minato-ku **Tokyo 108-6028**
Phone ++81 3 6717 4256
Fax ++81 3 6717 4257
www.japanbeam.com
info@japanbeam.com

Malaysia

Munora Holdings, Mr. Musa Khatab
P.O. Box 12483, No. 26 Jalan Lumut
Damai Kompleks, **50780 Kuala Lumpur**
Phone ++603 442 1122
or ++603 442 0634 or ++603 442 4703
Fax ++603 442 6152

South Korea

SwiTech Co., Ltd.
4th Floor Raipang Building
66-26, Nonhyun-Dong, Kangnam-Ku **Seoul**
Phone ++82 2 576 8283
Fax ++82 2 576 8189
Mobile ++011 587 8775
www.siuskorea.co.kr
kibong@siuskorea.co.kr

USA

United States of America

SIUS Target Systems USA, Inc.
Mr. Jeff Douglas
3025-A McNaughton Road
Columbia, South Carolina 29223
Phone ++1 803 699 1800
Fax ++1 803 699 0038
Mobile ++1 803 315 8807
siustgtsys@aol.com

Shot Response, LLC,
Mr. Glenn Goodwin
124 Meat Plant Road
Lexington, South Carolina 29073
Phone ++1 803 319 8682
Fax ++1 803 808 3300
www.shotresponse.com
info@shotresponse.com

SOUTH AMERICA

Chile

Sr. Mario Basualdo Misto
Valenzuela Puelma No 7761-B
La Reina, **Santiago**
Phone ++56 2 813 1342
Fax ++56 2 273 7897

Mexico

Sistemas e Ingeniería de Calidad S.A. de C.V.
Sr. Carlos Martínez Negrete C.
Av. Jorge Alvarez del Castillo 1135-12
Guadalajara Jal.
Phone ++52 33 3853-0342
Fax ++52 33 3137-9067
carman@prodigy.net.mx

Peru

Amézaga Representaciones S.A.
Sr. Carlos F. Amézaga
Justo Vigil 380, Magdalena del Mar
Lima 3217
Phone ++51 1 264 0297

Venezuela

CODARCA, Sr. Alfredo S. Torrealba
Av. Libertador con Av. Sorocaima
Edif. Edifica, Piso 2, Ofic. 2-A,
El Rosal Municipio Chacao, **Caracas**
Phone ++58 212 951 54 27
Fax ++58 414 272 33 91